



SO YOU WANT A GREENHOUSE...

BY DR. MICHAEL A. FRIDAY

2012 CLARY DRIVE GREENHOUSE



WHAT DO THE PLANTS NEED?

- ✘ Light (daylight as much as 10K foot-candles)
 - + Vanda & Cattleya – 2K to 3K foot-candles
 - + Miltonia & Oncidium – 1.5K to 2K foot-candles
 - + Phalenopsis & Paphiopedium – 1K foot-candles
- ✘ Water & Humidity (> 40%)
- ✘ Air Movement - continuous
- ✘ Tolerable Temperature Range
 - + Depends upon genius grown
 - ✘ 55 Degrees F (minimum)
 - ✘ 85 Degrees F (maximum)*

* Plants can survive higher temperatures if humidity maintained

REQUIREMENTS:

✘ How big?

- + What is the size of your current collection?
- + The larger your structure, then the more stable the greenhouse environment.
 - ✘ Small greenhouses are subject to rapid temperature changes
- + Whatever you build: you will fill it up!

REQUIREMENTS:

- ✗ How tall?

- + What kind of plants are you growing and what will be your growing concept?

- ✗ Hanging Baskets

- ✗ Floor

- ✗ Bench

- * Flat or tiered

BUILD OR BUY?

BUILDING OPTIONS

BUILDING OPTIONS



FREESTANDING



LEAN-TO



STRUCTURE

STRUCTURE

- ✗ Glazing

- + Glass

- ✗ Poor Insulation Properties

- ✗ Easily broken by hail

- + Polycarbonate (Lexan, Fiberglass, Plexiglas)

- ✗ Breaks down over time with exposure to the sun

- + Double Wall Inflatable (Plastic)



STRUCTURES

- ✘ Double Wall Inflatable Plastic
 - + Excellent Insulation Properties
 - + Susceptible to hail
 - + Breaks down over time with exposure to the sun



COOLING OPTIONS

✘ Wet Wall



HEATING OPTIONS:

+ Gas & Propane

+ Electric



HUMIDITY:

+ Fogging & Misting Systems



LOCATION, LOCATION, & LOCATION

✘ Exposure

- + Southeast exposure with maximum available daylight

✘ Elevation

- + Level surface
- + Slightly above ground level
- + Not in direct area drainage

✘ Internal Drainage

- + Ability for greenhouse watering to exit structure

STRUCTURE

- ✘ Foundation – secure to the ground

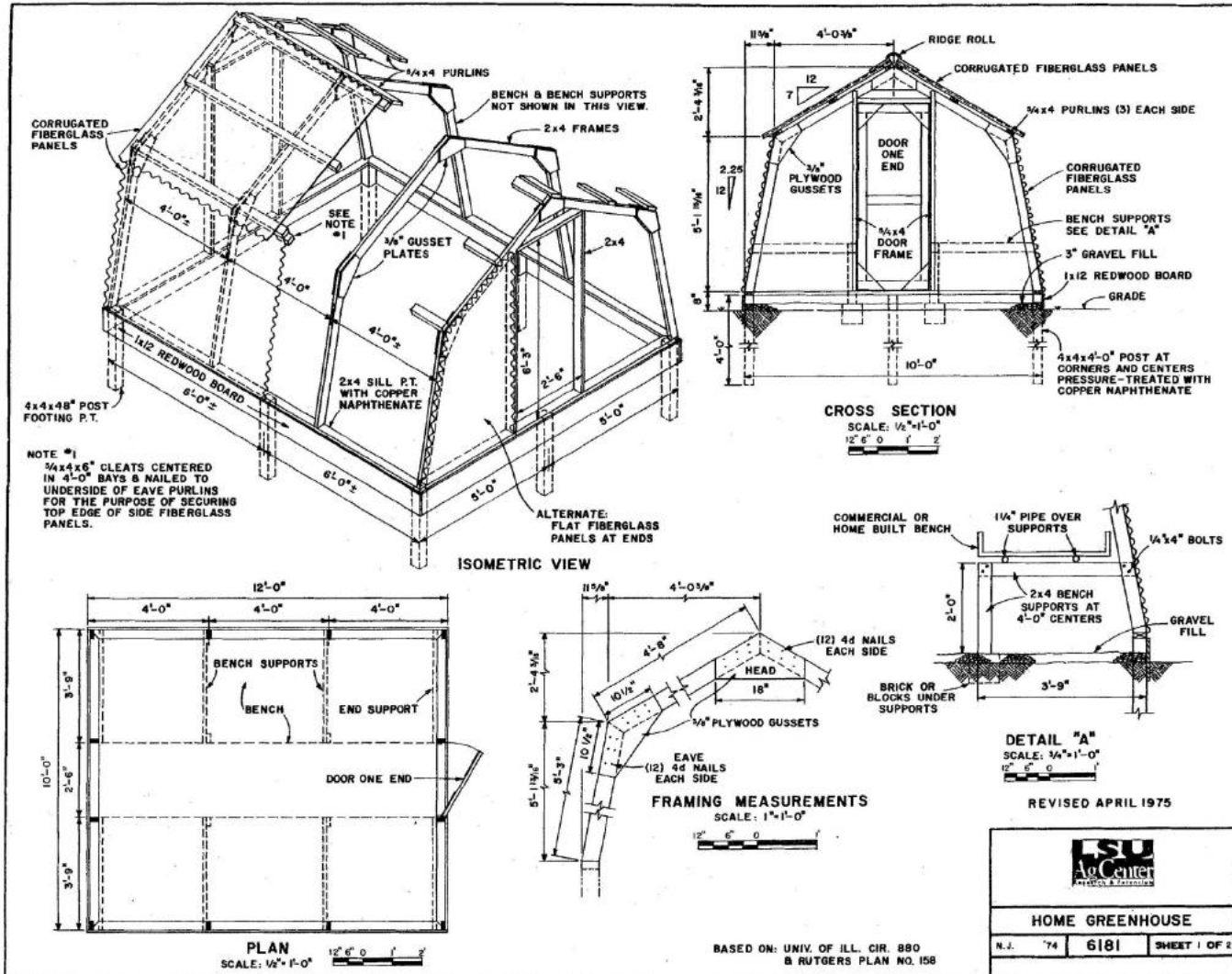
 - + Concrete stem wall



 - + Anchors system



FREESTANDING PLAN



STRUCTURE


- ✘ Frame

- + Wood (Redwood, Cedar, Pressure treated pine)









LOCAL BUY OPTIONS

RENT TO OWN - I-40 & CHOCTAW RD



8 'x 10'

Greenhouse \$2125

Electric Pkg \$700


Shelves (4) \$240

Total \$3065

Call 405 769-7786



RENT TO OWN - I-40 & CHOCTAW RD



BETTER BARNS – HWY 77 LEXINGTON, OK



8' x 8' \$2000

8' x 12' 2500

8' x 16' 3100

8' x 20' 3700

Auto Vent Kit \$300

Dutch Door \$75

Shelving \$100/section

www.yolderbilt.com

SOURCE OF GREENHOUSE SUPPLIES

- ✘ Charleys Greenhouse Supplies
 - + www.charleysgreenhouse.com
- ✘ Mega Greenhouse Supply
 - + <https://www.greenhousemegastore.com/>
- ✘ Gothic Greenhouse
 - + www.gothicarchgreenhouses.com/supplies1.html

QUESTIONS?

LEAN-TO PLAN

